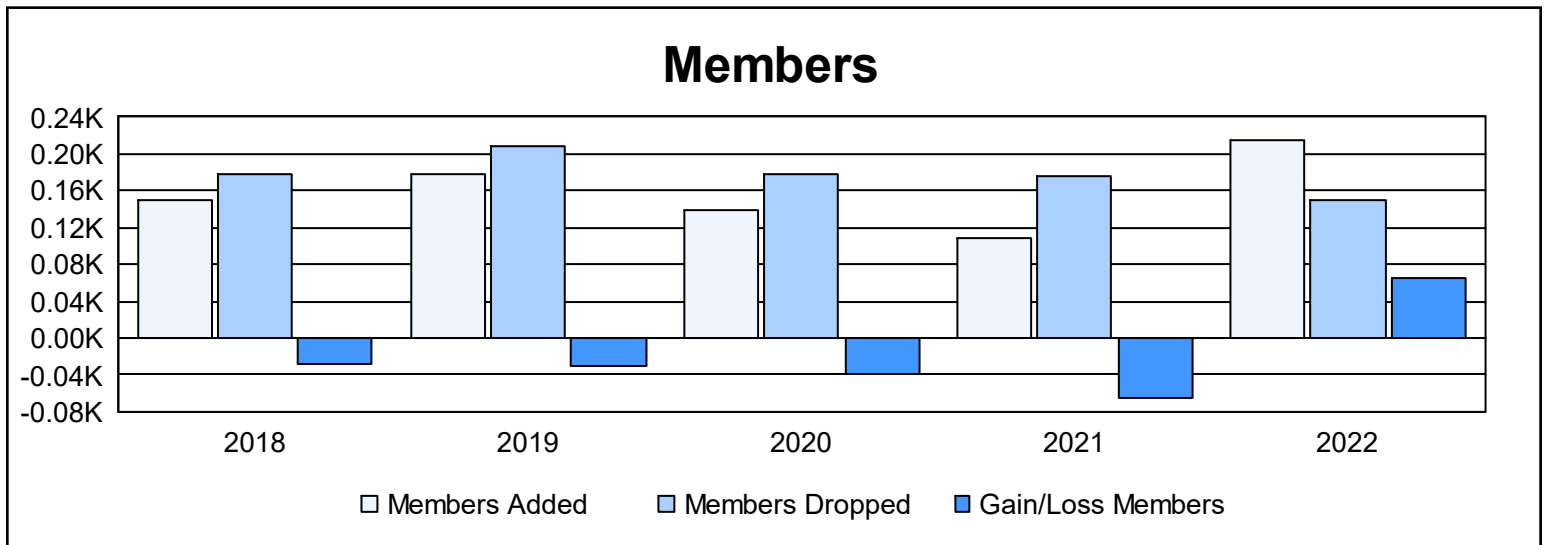
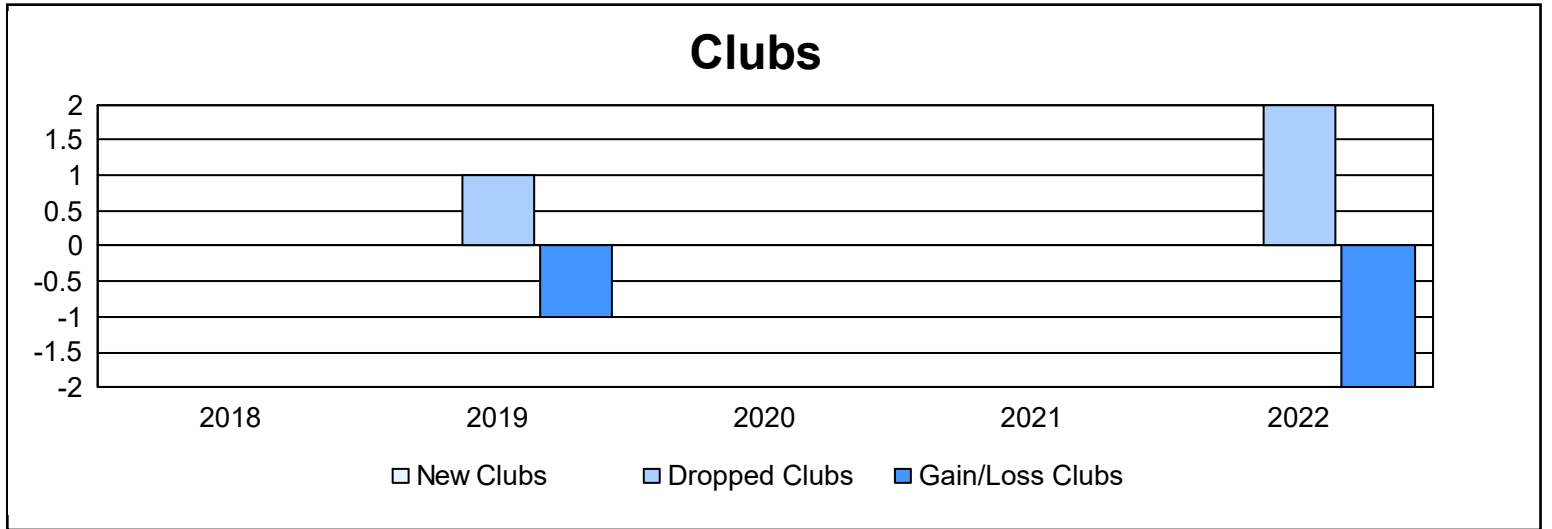
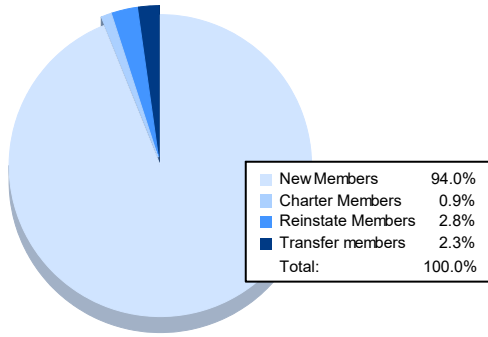


Year	New Clubs	Dropped Clubs	Gain/ Loss Clubs	New Members	Charter Members	Reinstate Members	Transfer Members	Total Member Added	Total Members Dropped	Gain/ Loss Members
2017-2018	0	0	0	136	0	5	8	149	177	-28
2018-2019	0	1	-1	157	0	10	10	177	208	-31
2019-2020	0	0	0	120	2	11	6	139	179	-40
2020-2021	0	0	0	98	0	9	2	109	175	-66
2021-2022	0	2	-2	202	2	6	5	215	150	65
<b>Average</b>	<b>0</b>	<b>1</b>	<b>-1</b>	<b>143</b>	<b>1</b>	<b>8</b>	<b>6</b>	<b>158</b>	<b>178</b>	<b>-20</b>



### Membership Composition June 2022 Cumulative



### Gender Composition June 2022 Cumulative

